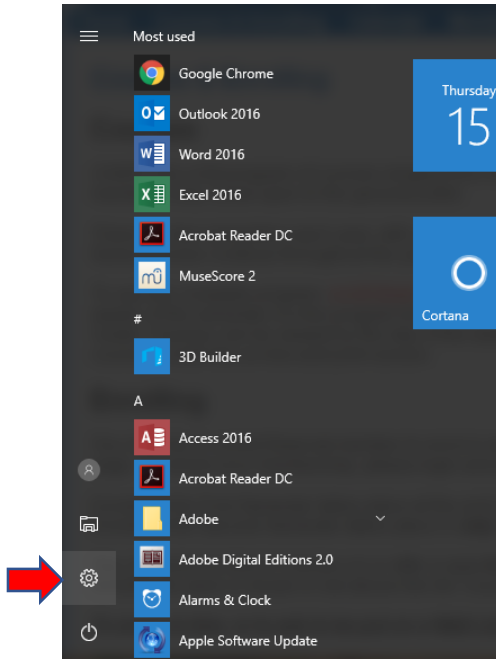


Fixing the MAILTO: protocol

- When you click on a link on a webpage, it may take you to a new page, a new window, or it may generate an email, using something called the MAILTO: protocol
- We use this email option on the U3APP website to generate emails relating to Course Management: waitlisting, cancelling or apologising.
- Some U3APP members have found this doesn't work for them, because their MAILTO: protocol is set wrongly on their Windows 10 computer.
- The following slides give you a step by step process to fix this

1. Click on Settings icon

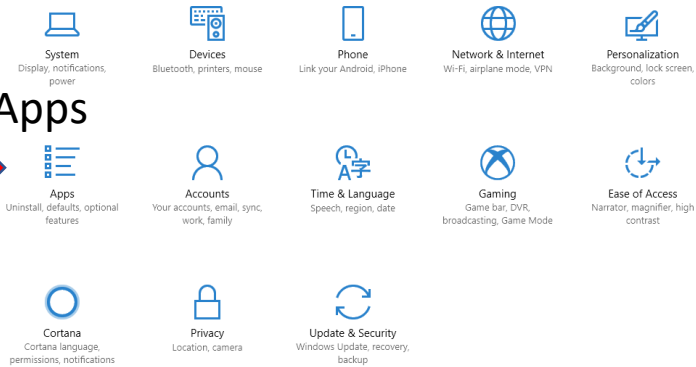


Settings

Windows Settings

Find a setting

2. Click on Apps



Settings

Home

Find a setting

Apps

Apps & features

Default apps

Offline maps

Apps for websites

Video playback

Apps & features

Installing apps

Choose where you can get apps from. Installing only apps from the Store helps protect your PC and keep it running smoothly.

Allow apps from anywhere





Apps & features

Manage optional features

Search, sort, and filter by drive. If you would like to uninstall or move an app, select it from the list.

Search this list

Sort by: Name Filter by: All drives

	3D Builder Microsoft Corporation	16.0 KB 12/12/2017
	Adobe Acrobat Reader DC Adobe Systems Incorporated	387 MB 2/12/2017
	Adobe AIR Adobe Systems Incorporated	22.9 MB 19/12/2017
	Adobe Digital Editions 2.0 Adobe Systems Incorporated	15.3 MB 19/12/2017

Change app defaults

To choose the default apps that open your files, links, and more, go to Default app settings.

[Open Default app settings](#)

Related settings

[Programs and Features](#)

Have a question?

[Get help](#)

Make Windows better

[Give us feedback](#)

3. Click on Default apps



Home

Find a setting

Apps

Apps & features

Default apps

Offline maps

Apps for websites

Video playback

Default apps



Maps



Maps

Music player



iTunes

Photo viewer



Picasa Photo Viewer

Video player



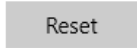
Choose a default

Web browser



Google Chrome

Reset to the Microsoft recommended defaults



[Choose default apps by file type](#)

[Choose default apps by protocol](#)

[Set defaults by app](#)

Use Reset wh
back to the d
Microsoft rec

[Get info abou
programs](#)

Have a questi

[Get help](#)

Make Window

[Give us feedb](#)

4. Scroll down a bit
then click on
Choose default apps by protocol



5. Scroll down until you can see the MAILTO line (a long, long way down)

On this screen you can see that it is set to Outlook 2016 on my computer.

It should be set to whatever you use to read your mail (usually **Mail** or **Outlook**). If it is not, then click on it.



6. In the window that opens (shown on the right), click on the *mail* program that you use. The MAILTO value will change.

That's it! DONE

Settings

Choose default apps by protocol

URL:iTunes Live Stream	iTunes
ITLSS URL:iTunes Live Stream Secure	iTunes
ITMS URL:iTunes Store Protocol	iTunes
ITMSS URL:iTunes Store Secure Protocol	iTunes
ITPC URL:iTunes Podcast	iTunes
ITSRADIO URL:iTunes Radio Protocol	iTunes
ITVLS URL:iTunes Video Live Stream	iTunes
ITVLSS URL:iTunes Video Live Stream Secure	iTunes
LDAP URL:LDAP Protocol	Windows Contacts
MAILTO URL:MailTo Protocol	Outlook 2016
MICROSOFT-EDGE URL:microsoft-edge	Microsoft Edge
MICROSOFT.WINDOWS.CAMERA URL:microsoft.windows.camera	Camera
MICROSOFT.WINDOWS.CAMERA.PICKER URL:microsoft.windows.camera.picker	Camera
MICROSOFT.WINDOWS.PHOTOS.CROP URL:microsoft.windows.photos.crop	Photos

Choose an app

- Google Chrome
- Mail
- Outlook 2016
- Look for an app in the Store

Outlook 2016